



**CITY OF ZAGREB**  
CITY OFFICE FOR ECONOMY,  
ENVIRONMENTAL  
SUSTAINABILITY AND  
STRATEGIC PLANNING

00

01

02

03

04

05

06

07

ZAGREB IN FIGURES

1240

**Publisher**

CITY OF ZAGREB

City Office for Economy, Environmental  
Sustainability and Strategic Planning  
Sector for Strategic Information and Research  
Department of Statistical and Analytical Affairs

**For the publisher**

Ana Pavičić - Kaselj, Head of Office

**Editors**

Darko Šiško, Vesna Polančec

**Prepared by**

Željka Bešlić  
Marijana Kožul  
Ružica Šaravanja  
Ana Jović  
Nikolina Krndelj  
Tomislav Pejaković  
Maja Šiljak  
Kristina Mudronja

**Layout, illustrations, prepress**

Benussi&theFish j. d. o. o., Zagreb

**Cartographic maps**

Kristina Mudronja

**Print run**

1 000 copies

**Press**

Kerschoffset d.o.o.

**Address of the Editorial Board**

Department of Statistical  
and Analytical Affairs  
Sv. Ćirila i Metoda 5, Zagreb  
T: 01/6101-950  
E: statistika@zagreb.hr  
www.zagreb.hr/statistika/30

ISSN 2991-5104

Zagreb, December 2024

When downloading and publishing the data contained  
herein, please indicate the source as follows:  
Zagreb in Figures 2024 or abbreviated: the "ZIF 2024"

# ZAGREB IN FIGURES 2024

**Dear citizens of Zagreb,  
esteemed visitors to our city!**

It is with pleasure that we present to you the seventh edition of the publication Zagreb in Figures, which provides key statistics about our city. This publication provides an overview of everyday life in Zagreb, highlighting its challenges and achievements as a dynamic European metropolis.

Zagreb is not just a city of numbers – it is a city of people. With a population of over 770,000 residents, our data testify to its diversity, growth and challenges. In 2023, Zagreb recorded a positive migration balance, with more people moving in than out. Among newborn boys, the most popular names were Luka, Jakov and David, while among the girls, Nika, Mia and Marta were the most common, reflecting a blend of tradition and modern trends.

Climate change is increasingly affecting our daily lives, and statistics show this clearly. In January 2023, 155.7 mm of rainfall was recorded, which is 6.4 times more than in the same month of the previous year. During 2023, the number of cold days (with temperatures below 0°C) decreased by 20.6% compared to 2022, which clearly indicates a warming trend. These data emphasize the importance of adapting to climate challenges and ensuring the sustainable development of our city.

The publication is divided into seven sections: Geographical and climate data, Population, Culture and Entertainment, Education, Economy, Transport, and Politics and public administration. On these pages you will find answers to questions about life in Zagreb, its economic trends and environmental changes shaping the city. We hope that this edition will inspire you and help you get to know Zagreb better, its past, present and future. Our city brings together tradition and modern approaches, providing opportunities for a high quality of life, work, and leisure.

With respect and gratitude,

**Your City Office for Economy,  
Environmental Sustainability  
and Strategic Planning**

# ABBREVIATIONS

<b>°C</b>	degree Celsius	<b>m<sup>2</sup></b>	square meter
<b>CBS</b>	Croatian Bureau of Statistics	<b>mln</b>	million
<b>CEFTA</b>	Central European Free Trade Agreement	<b>MINGOR</b>	Ministry of Economy and Sustainable Development
<b>CO</b>	City Office	<b>mm</b>	millimeter
<b>COEESP</b>	City Office for Economy, Environmental Sustainability and Strategic Planning	<b>MUP</b>	Ministry of the Interior
		<b>MZLZ</b>	Zagreb International Airport
		<b>NSK</b>	National and University Library in Zagreb
<b>d. o. o.</b>	limited liability company (LLC)	<b>OPEC</b>	Organization of the Petroleum Exporting Countries
<b>d. d.</b>	joint stock company		
<b>DHMZ</b>	Croatian Meteorological and Hydrological Service	<b>PMF</b>	Faculty of Science
		<b>ppl/km<sup>2</sup></b>	people per square kilometer
<b>EFTA</b>	European Free Trade Association	<b>r</b>	radius
<b>EU</b>	European Union	<b>SRC</b>	sports and recreation center
<b>FER</b>	Faculty of Electrical Engineering and Computing	<b>thsnd</b>	thousand
		<b>TVZ</b>	Zagreb University of Applied Sciences
<b>GDP</b>	gross domestic product	<b>USA</b>	United States of America
<b>GZ</b>	City of Zagreb	<b>ZET</b>	Zagreb Electric Tram
<b>ha</b>	hectare	<b>ZH</b>	Zagreb Holding
<b>HV</b>	Croatian water management company	<b>ZOO</b>	Zagreb Zoo
<b>HZZ</b>	Croatian Employment Service		
<b>HŽPP</b>	Croatian Railways Passenger Transport	<b>SYMBOLS</b>	
		<b>%</b>	percentage
<b>km</b>	kilometer	<b>)</b>	footnote mark
<b>km<sup>2</sup></b>	square kilometer	<b>&lt;</b>	less than
<b>m</b>	meter	<b>≤</b>	less than or equal to
		<b>≥</b>	more than or equal to

# CONTENTS

<b>GEOGRAPHICAL AND CLIMATE DATA</b> .....	<b>6</b>
<b>POPULATION</b> .....	<b>10</b>
<b>CULTURE AND ENTERTAINMENT</b> .....	<b>16</b>
<b>EDUCATION</b> .....	<b>18</b>
<b>ECONOMY</b> .....	<b>20</b>
<b>TRANSPORT</b> .....	<b>24</b>
<b>POLITICS AND PUBLIC ADMINISTRATION</b> .....	<b>26</b>

# GEOGRAPHICAL AND CLIMATE DATA

## HEIGHT ABOVE SEA LEVEL



**1 035 m**  
Sljeme

**158 m**  
Grič

**122 m**  
Zrinjevac

SOURCE: PMF, Department of Geography



### SMALLEST CITY DISTRICT

**Donji grad** 3.02 km<sup>2</sup>

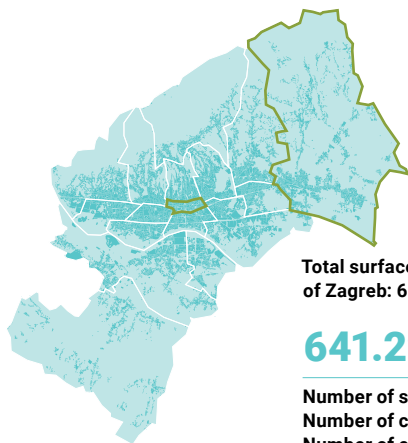
4.1% of the total population of the City of Zagreb lives on an area of 0.5% of the City's total surface area.



### LARGEST CITY DISTRICT

**Sesvete** 165.22 km<sup>2</sup>

9.2% of the total population of the City of Zagreb lives on an area of 25.8% of the City's total surface area.



Total surface area of the City of Zagreb: 64 124 ha, or

**641.22 km<sup>2</sup>**

Number of settlements: **68**  
Number of city districts: **17**  
Number of city assemblies in City districts: **218**

SOURCE: CO for Cadastre and Geodetic activities; DATA PROCESSED BY: COEESP, Department for Spatial Information and Research, Department of Statistical and Analytical Affairs

## NATURAL ASSETS, 2023



### Nature park Medvednica

**8 438.12 ha**


(total surface area 17 933 ha)

- 7 special nature reserves of forest vegetation within Medvednica Nature Park

**773.12 ha**

- Maksimir Park
- 356.21 ha**

- 3 distinctive landscapes
- 823.56 ha**



- Sava River
- 29 km**

(total length 945 km)

IZVOR: HV, MINGOR

## EXISTING LAND USE, 2018

**35.0%**

Forests

**21.1%**

Constructed areas

**1.0%**

Waters

**3.8%**

Transport



**39.1%**

Other green areas

## GREEN AREAS, 2018

**75.1%**



**City of Zagreb**

**92.5%**



**Brezovica**  
Largest share in green areas on the total surface area of the city district

**3.6%**



**Trešnjevka – North**  
Smallest share in green areas on the total surface area of the city district

SOURCE: Urban Atlas, 2018; DATA PROCESSED BY: COEESP, Department for Spatial Information and Research

## AIR TEMPERATURE<sup>1)</sup>

- The highest average monthly air temperature in 2023 was in July and it equaled 23.5 °C.

### Air temperature in 2023



36.4°C

17 July  
2023



- 8.1°C

10 February  
2023



40.4°C

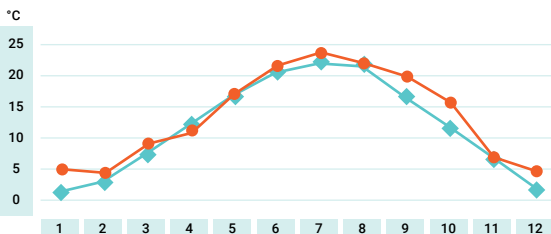
5 July  
1950



- 27.3°C

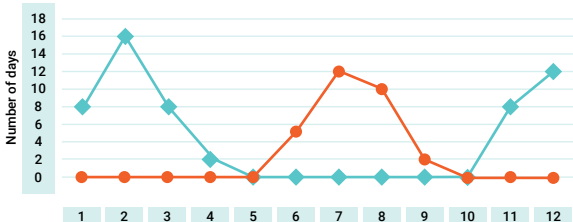
17 February  
1956

### Historical air temperature data



◆ Monthly mean air temperature data, 1991 - 2020

● Monthly mean air temperature data in 2023



◆ Number of cold days (min temperature < 0°C), 2023

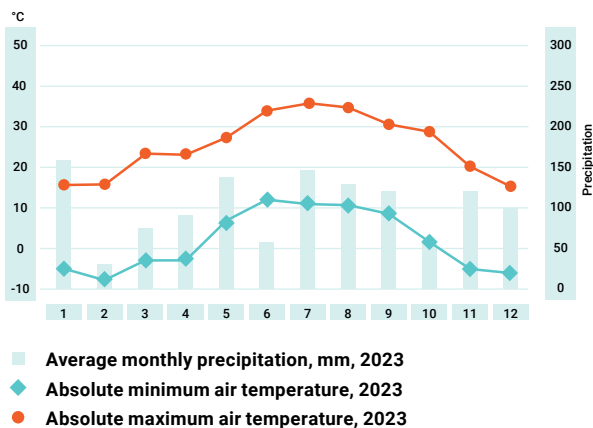
● Number of hot days (max temperature ≥ 30°C), 2023

SOURCE: DHMZ; DATA PROCESSED BY: COEESSP, Department of Statistical and Analytical Affairs

<sup>1)</sup> Data according to the measuring of the Meteorological and Aerological Observatory Zagreb-Maksimir



## CLIMATE<sup>1)</sup>



## PRECIPITATION<sup>1)</sup>

Maximum 24-hour precipitation in 2023



**77.6 mm**

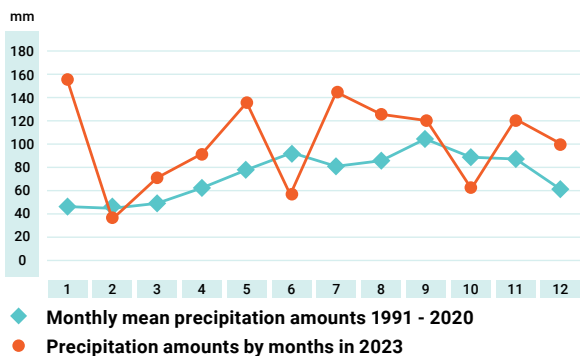
15 September 2023

Maximum historical 24-hour precipitation



**86.1 mm**

28 September 1987



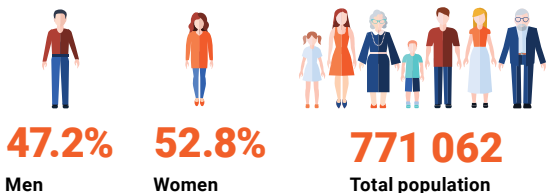
SOURCE: DHMZ; DATA PROCESSED BY: COEESSP, Department for Statistical and Analytical Affairs

<sup>1)</sup> Data according to the measuring of the Meteorological and Aerological Observatory Zagreb-Maksimir

# POPULATION

- In mid-2023, Zagreb had a population of over 771 thousand, or one fifth of the total population of the Republic of Croatia.

## WHO LIVED IN ZAGREB IN 2023?<sup>1)</sup>



2023/2022  
3 617


+ 0.5%

2023/2013  
- 18 329

- 2.3%

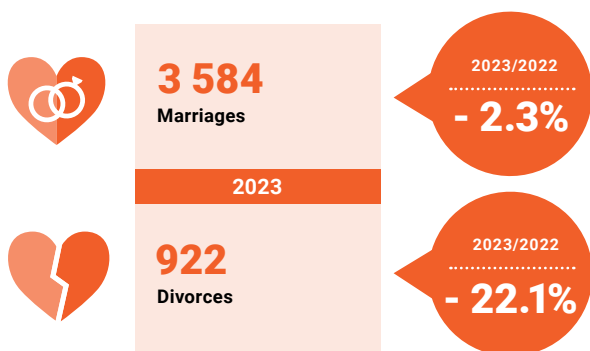
<sup>1)</sup> Mid-year estimate

## VITAL STATISTICS

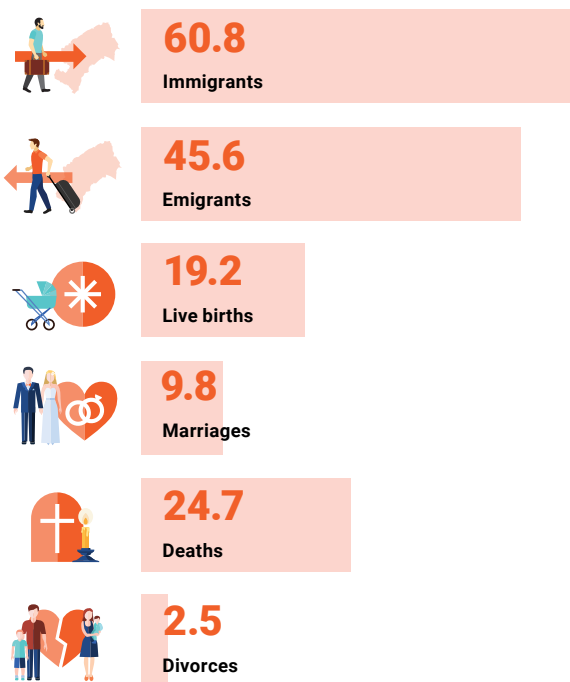


SOURCE: CBS; DATA PROCESSED BY: COEESP, Department of Statistical and Analytical Affairs

## MARRIAGES, 2023

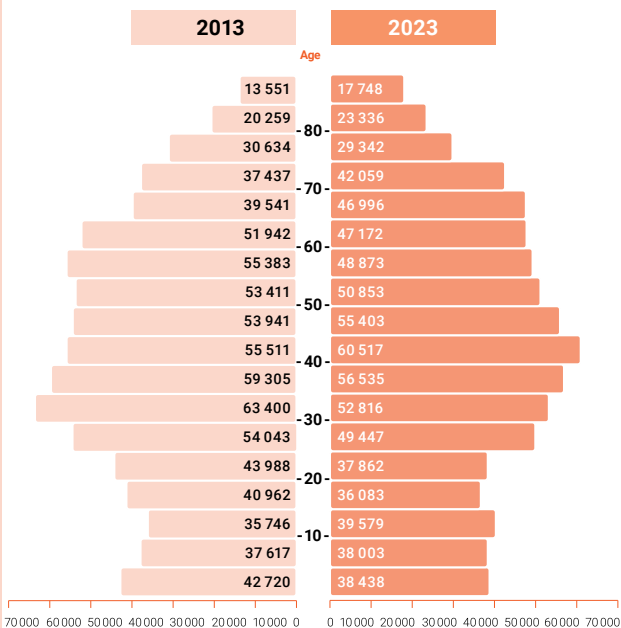


## WHAT HAPPENED DAILY ON AVERAGE IN THE CITY OF ZAGREB IN 2023?



## AGE STRUCTURE

Population of the City of Zagreb, by age, 2013 and 2023



**40.9**

Average  
age of men,  
2023

**76.7**

Life  
expectancy  
of men,  
2023

**44.9**

Average  
age of  
women,  
2023

**82.0**

Life  
expectancy  
of women,  
2023



**15.0%**

<15 years  
(of total population, 2023)

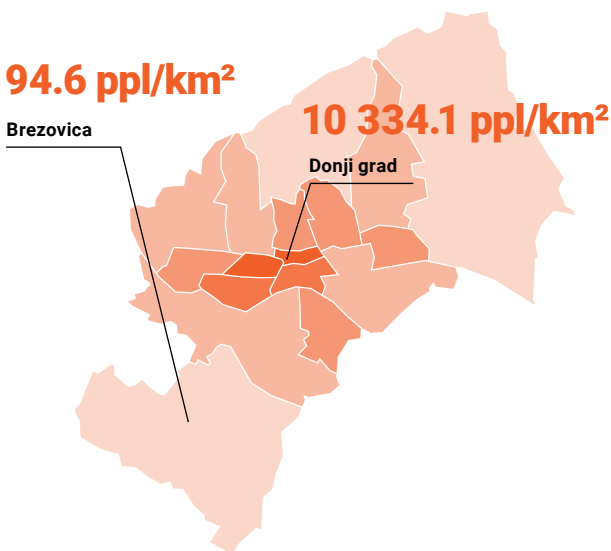


**20.7%**

65+ years  
(of total population, 2023)

## POPULATION DENSITY, CENSUS

Districts with the highest and lowest population density, 2021 Census



City of  
Zagreb

**1 196.4**  
ppl / km<sup>2</sup>

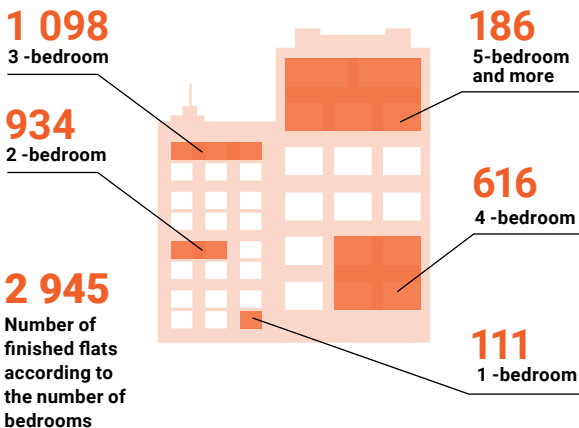
Total population  
per km<sup>2</sup>, 2021 Census

- up to 1 000
- 1 000–3 000
- 3 000–6 000
- 6 000–9 000
- over 9 000

**300 329**  
number of households  
(2021)

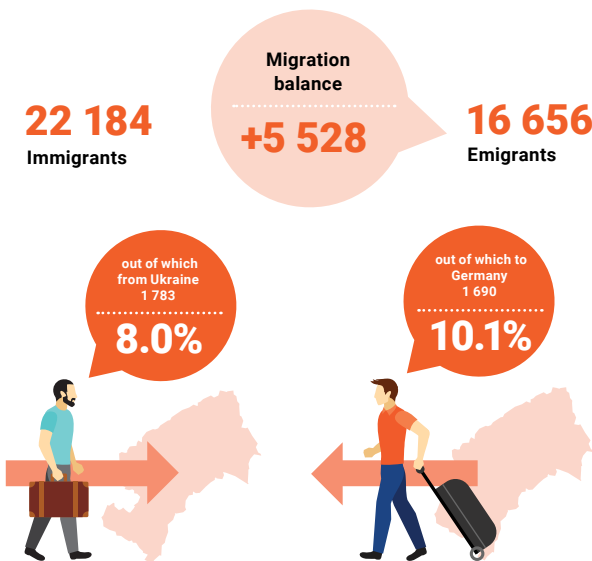
**2.53**  
average number  
of persons  
in the household (2021)

## COMPLETED APARTMENTS ACCORDING TO THE NUMBER OF BEDROOMS, 2023



SOURCE: CBS; DATA PROCESSED BY: COEESSP, Department of Statistical and Analytical Affairs

## MIGRATIONS, 2023



SOURCE: CBS; DATA PROCESSED BY: COEESSP, Department of Statistical and Analytical Affairs

## POPULATION IN EUROPEAN CITIES

	2023	2023/2013
Vienna	2 005 760	+ 13.5%
Budapest	1 671 004	- 3.7%
Prague	1 384 732	+ 11.4%
Zagreb	771 062	- 2.3%
Bratislava	476 922	+ 14.8%
Ljubljana	296 228	+ 4.7%
Sarajevo	271 513	- 12.5%

SOURCE: National statistical offices of Austria, Hungary, Czech Republic, Slovakia, Slovenia, Federal Bureau of Statistics of Bosnia and Herzegovina and CBS



### 31.4

Average age of mother at first live birth in 2023



### 32.7

Average age of bride in 2023



### 34.9

Average age of groom in 2023

SOURCE: CBS; DATA PROCESSED BY: COEESSP, Department of Statistical and Analytical Affairs

## MOST FREQUENT NAMES FOR NEWBORNS, 2023

### 186 Nika



- Mia (181)
- Marta (169)
- Rita (154)
- Mila (151)

### 337 Luka



- Jakov i David (231)
- Mateo (203)
- Petar (185)
- Matej (167)

SOURCE: CO for General Administration and Property and Legal Affairs

# CULTURE AND ENTERTAINMENT

In 2023, the number of visitors to Zagreb theatres increased by 135.2% compared to 2022.

## ATTENDANCE



**994 404**

Theatres, 2023

**+ 135.2%**

2023/2022



**297 190**

Museums, 2021



**9 364 740**

Libraries, 2023

## CINEMAS, 2023



**13**

Cinemas



**60**

Screens



**12 172**

Seats



**1 708 563**

Attendance

SOURCE: CBS; DATA PROCESSED BY: COEESSP, Department of Statistical and Analytical Affairs

## CHILDREN'S PLAYGROUNDS AND PARKS, 2023



**812**

Playgrounds



**48**

Parks

SOURCE: ZH, subsidiary Zrinjevac



## SPORTS, 2023

- 154 is the total number of sports venues owned by the City of Zagreb



43

Sport fields



48

Sport centers

SOURCE: CO for Education, Sport and Youth

## ZOO, 2023



6 955

Individual animals

2023/2018

- 14.1%



389

Species

2023/2018

+ 3.2%



481 818

Visitors

2023/2018

+ 12.5%

SOURCE: Zagreb ZOO; DATA PROCESSED BY: COEESSP, Department of Statistical and Analytical Affairs

## BOTANICAL GARDEN OF THE FACULTY OF SCIENCE



44 000 m<sup>2</sup>

Surface area



7 568

Plant taxa

SOURCE: Botanical garden Faculty of Science

## CITY GARDENS, 2023



2 179

Garden allotments



1 861

Number of users of garden allotments

SOURCE: COEESSP, Department of Agricultural Land

# EDUCATION

**1:9**

Ratio of the number of educators/teachers and children in kindergartens

(beginning of 2023/2024)

**1:10**

The ratio of the number of teachers and students in primary schools

(beginning of 2023/2024)

**1:8**

The ratio of the number of teachers and students in secondary schools

(beginning of 2023/2024)

## KINDERGARTENS, 2023/2024

**39 766**

Total number of children

**+ 3.1%**


.....  
compared to  
2022/2023

- Out of the total number of children enrolled in kindergartens in 2023/2024, 63% of children up to 5 years of age attended kindergarten

## EDUCATIONAL INSTITUTIONS, 2023/2024

**303**


Kindergartens

**156**

Basic schools

**117**

Upper secondary schools

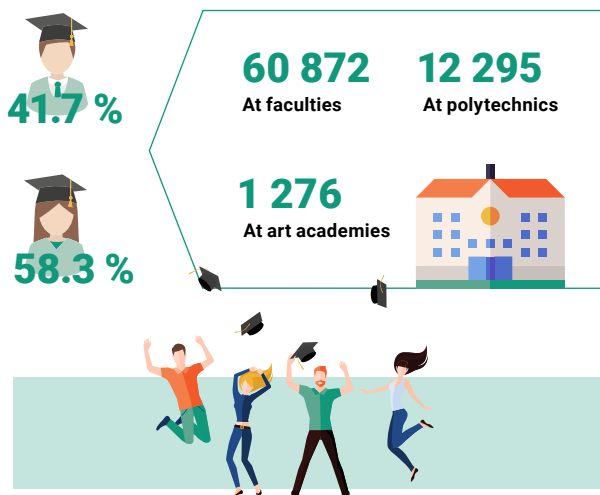
**52**

Higher education institutions

## PUPILS/STUDENTS - enrolled in 2023/2024

Basic schools	60 979
Grammar schools	14 377
Technical and related schools	15 284
Industrial and crafts schools	4 690
Secondary art schools	1 611
Upper secondary schools for students with development issues	406
Higher education institutions	74 443

## STUDENTS – enrolled in 2023/2024



### Students enrolled

5 higher education institutions with the highest number of enrolled students (2023/2024)

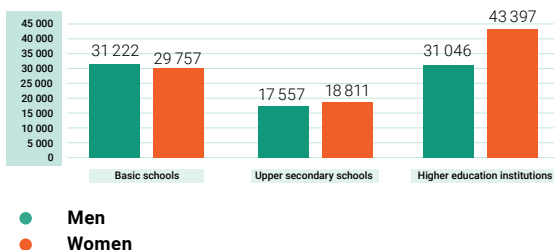
1. Faculty of Economics **9 847**
2. Faculty of Humanities and Social Sciences **5 388**
3. Faculty of Law **5 054**
4. TVZ **4 575**
5. University of Applied Health Sciences in Zagreb **4 022**

### Graduates

5 higher education institutions with the highest number of graduates (2023)

1. Faculty of Humanities and Social Sciences **1 392**
2. FER **1 043**
3. University of Applied Health Sciences in Zagreb **1 027**
4. TVZ **814**
5. PMF **807**

### ENROLLED IN THE 2023/2024 SCHOOL/ACADEMIC YEAR



# ECONOMY

## NOMINAL GROSS DOMESTIC PRODUCT, 2021



**Zagreb**  
**25 419 EUR**  
GDP per capita



**Croatia**  
**14 789 EUR**  
GDP per capita

## GROSS VALUE ADDED, 2021

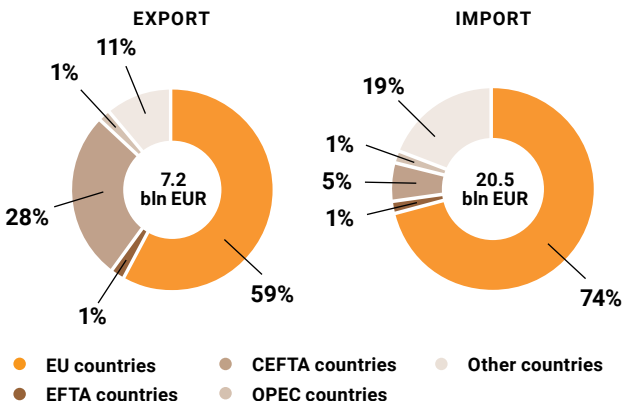


**16 559**  
**mln EUR**  
City of Zagreb

**48 298**  
**mln EUR**  
Republic of Croatia

SOURCE: CBS

## FOREIGN TRADE IN GOODS, 2023



SOURCE: CBS; DATA PROCESSED BY: COEESP, Department of Statistical and Analytical Affairs

## EXPORT, 2023

7 206 mln EUR

TOP 3 COUNTRIES	
Bosnia and Herzegovina	16.5 %
Slovenia	14.5 %
Hungary	9.4 %

## IMPORT, 2023

20 486 mln EUR

TOP 3 COUNTRIES	
Slovenia	13.5 %
Germany	13.2 %
Italy	12.3 %

SOURCE: CBS, DATA PROCESSED BY: COEESSP, Department of Statistical and Analytical Affairs

## TOURISM, 2023

## TOURIST OVERNIGHT STAYS



80.9%

Foreign tourist nights

2.5 mln  
Tourist nights

+ 13.7%

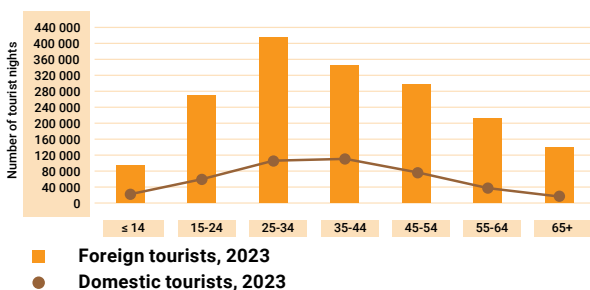
2023/2022



19.1%

Domestic tourist nights

## TOURIST OVERNIGHT STAYS ACCORDING TO AGE GROUPS



SOURCE: CBS, DATA PROCESSED BY: COEESSP, Department of Statistical and Analytical Affairs

## TOP 3 COUNTRIES WITH MOST OVERNIGHT STAYS, 2023



## TOURIST NIGHTS BY ACCOMMODATION ESTABLISHMENTS, 2023



SOURCE: CBS; DATA PROCESSED BY: COEESP, Department of Statistical and Analytical Affairs


## ACCOMMODATION CAPACITIES, STATUS AS OF 31 AUGUST 2023




SOURCE: CBS

## EMPLOYMENT AND UNEMPLOYMENT, STATUS AS OF 31 MARCH 2023

## PERSONS IN EMPLOYMENT



## UNEMPLOYED PERSONS



SOURCE: CBS, HZMO, HZZ; DATA PROCESSED BY: COEESP, Department of Statistical and Analytical Affairs

## EMPLOYMENT AND UNEMPLOYMENT, STATUS AS OF 31 MARCH 2023

# 465 011

Persons in employment total

# 12 518

Unemployed persons

## + 6.3%

2023/2019

## 2.6%

Unemployment rate in 2023



## EMPLOYED PERSONS BY NATIONAL CLASSIFICATION OF ACTIVITIES (NACE), STATUS AS ON 31 MARCH 2023



# 77 625

Wholesale and retail trade; repair of motor vehicles and motorcycles



# 44 801

Manufacturing



# 42 111

Professional, scientific, and technical activities



# 39 253

Information and communication



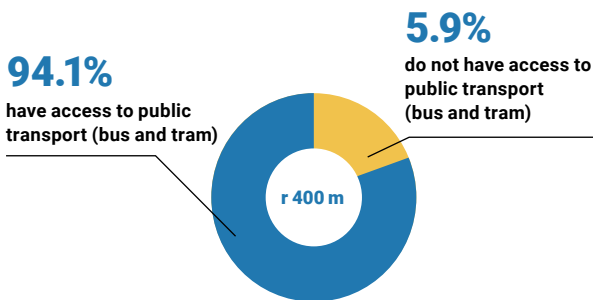
# 36 166

Public administration and defence; compulsory social security

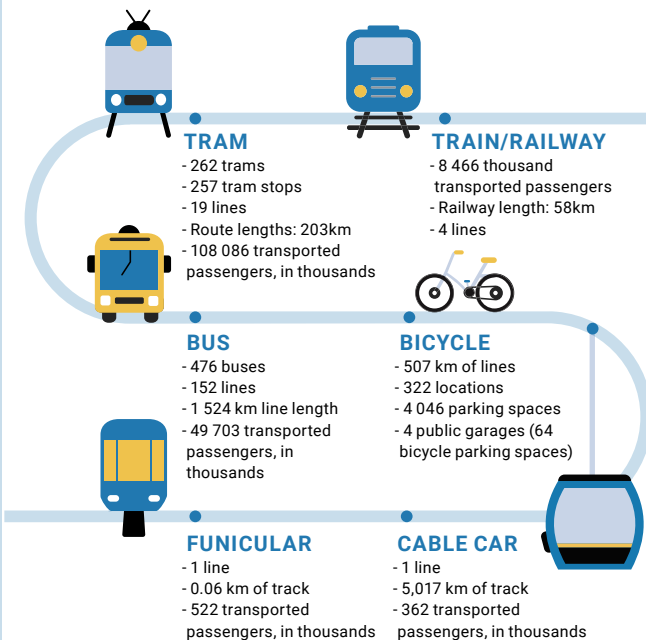
# TRANSPORT

- In 2023, Franjo Tuđman Airport saw a total of 3.7 million passengers, a 19.2% increase compared to 2022.

## CITY TRANSPORT, 2023



SOURCE: COEESP, Department for Spatial Information and Research



SOURCE: ZET d.o.o., HŽPP d.d., ZH, Zagrebparking, GZ, ZG Cycle





## 3 935

Number of taxis



## 379 564

Number of registered  
passenger cars  
(31 December 2023)

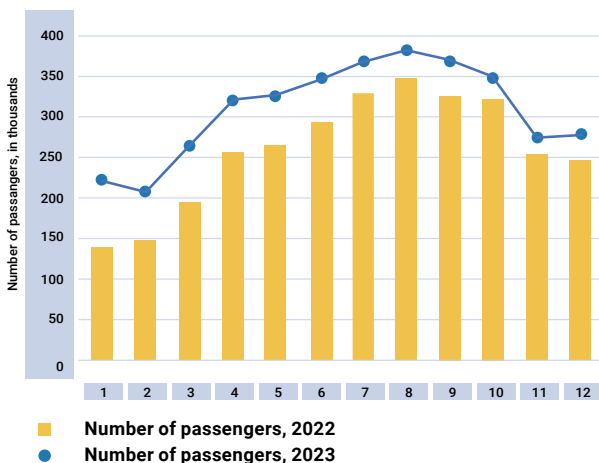


## 6

Locations of charging  
stations for electric  
vehicles in public garages

SOURCE: MUP, CO for Reconstruction, Development, Physical Planning, Construction, Utility Services and Transport, ZH, subsidiary Zagrebparking

## NUMBER OF PASSENGERS AT MZLZ, 2022 AND 2023



SOURCE: MZLZ; DATA PROCESSED BY: COEESP, Department of Statistical and Analytical Affairs

# POLITICS AND PUBLIC ADMINISTRATION




## CITY OF ZAGREB

**Mayor**  
Tomislav Tomašević,  
MA in Political Science  
**Deputy Mayors**  
Danijela Dolenec, PhD  
Luka Korlaet, PhD

### STRUCTURE OF HUMAN RESOURCES CITY OF ZAGREB (STATUS AS OF 31 DECEMBER 2023)

TOTAL	Women	Men
2 946	1 917	1 029



SOURCE: City Administration General Secretariat

### CITY ASSEMBLY OF THE CITY OF ZAGREB<sup>1)</sup>

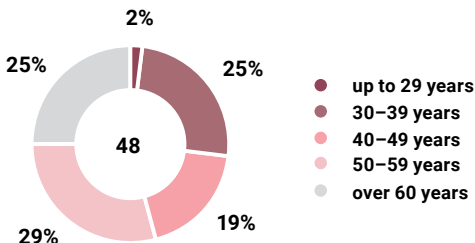


**President**  
Joško Klisović  
**Vice-president**  
Ivana Kekin  
Teodor Celakoski  
Mislav Herman  
Igor Peternel

#### GENDER DISTRIBUTION

**42%** City Assembly members, female (20)  
**58%** City Assembly members, male (28)

### CITY ASSEMBLY MEMBERS BY AGE GROUPS<sup>1)</sup>



<sup>1)</sup> Status as of 11 October 2024

SOURCE: City Assembly General Secretariat

## BUDGET EXPENDITURES, 2023

**2.0  
billion EUR**

City of Zagreb  
budget expenditures  
amounted to



**33.2%** Education



**15.6%** Health care



**11.9%** Services relative  
improvements in housing  
and community



**9.6%** Economic  
affairs



**9.5%** Recreation, culture and  
religion



**7.9%** General public  
services



**6.7%** Social protection



**4.7%** Environmental  
protection



**0.9%** Public order  
and security

# HISTORY OF ZAGREB

1094

Hungarian King Ladislav establishes the Zagreb Diocese.



1242

Croatian-Hungarian King Bela IV grants the Golden Bull by which Zagreb becomes a Free Royal City.

1355

Mention of the first pharmacy in Zagreb.



1850

Zagreb, by joining all its settlements, becomes a single administrative unit.



1834

Opening of the first permanent theatre in Zagreb.



1857

First Population Census (16 657 inhabitants).

1863

As lamps put in place (a tradition maintained to the present day).

1864

First road and railway bridge (Podsused).



1909

First major trade exhibition takes place - Economic Convention.



1901

First car on the City streets.

1910

First electric tram put into service.

1925

Founding of the Zagreb ZOO.



1990

35th Eurovision competition takes place.

1987

University Games take place in Zagreb and SRC Jarun is built.

1991

Zagreb becomes the capital city of the independent Republic of Croatia.



1995

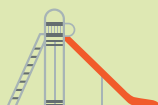
Opening of the new building of the NSK.

2007

Opening of the Homeland Bridge.

2009

Opening of Arena Zagreb.



**1557**

First mention of Zagreb as the capital of Croatia in written documents.

**1607**

Foundation of the Jesuit gymnasium with six grade levels (the beginning of higher education).



**1827**

Opening of Jägerhorn, the first hotel in Zagreb.



**1748**

First coffeehouse in the City of Zagreb.

**1669**

Croatian-Hungarian King Leopold I grants the right to the Royal Academy to be transformed into a university.



**1876**

Opening of the Mirogoj cemetery.

**1877**

First electric lighting.

**1881**

First telephone call in Zagreb.



**1880**

Severe earthquake strikes the City in November.

**1926**

First radio station broadcasting, also the first in this part of Europe.

**1928**

City bathing resort built on the Sava riverbank.

**1929**

Establishment of a city statistical office.

**1956**

Opening of the International Zagreb Fair across from the Sava River.

**1979**

Tram lines cross the Sava river.

**1966**

First flower show.

**1964**

Raging flood strikes Zagreb.

**2014**

New building of Zagreb Academy of Music opened.



**2017**

Opening of the new International Zagreb Airport Franjo Tuđman.



**2020**

5.5 magnitude earthquake, 22 March 2020

**2022**

The new Sljeme cable car, opened to the public on 23 February 2022



# SELECTED PUBLICATIONS OF THE COEESP – DEPARTMENT OF STATISTICAL AND ANALYTICAL AFFAIRS



The Statistical Portal of the City of Zagreb presents statistical data on the City of Zagreb in an interactive way. Statistical indicators, which are grouped into statistical areas, can be viewed through interactive graphs and maps, and the data can be downloaded in machine-readable formats.



Statistical Yearbook of the City of Zagreb – basic annual statistical publication that presents data in the fields of social and economic activities as well as geographical, meteorological and general data on the City of Zagreb.

## PROŠIŘNE MJEŠIČNE NETO I BRUTO PLAĆI KOLVOČE 2024.

Prispijela neto plaća za kolovož 2024. iznosila je 1 113 miliona

Prispijela neto plaća za kolovož 2024. iznosila je 1 113 miliona, što je porast od 0,5% u odnosu na srpanj 2024. i porast od 14,20% u odnosu na kolovož 2023.

Neto plaća po glavi stanovnika za kolovož 2024. iznosila je 1 113 miliona, što je porast od 0,5% u odnosu na srpanj 2024. i porast od 14,20% u odnosu na kolovož 2023.

Prispijela neto plaća za kolovož 2024. iznosila je 1 113 miliona, što je porast od 0,5% u odnosu na srpanj 2024. i porast od 14,20% u odnosu na kolovož 2023.

Prispijela neto plaća za kolovož 2024. iznosila je 1 113 miliona, što je porast od 0,5% u odnosu na srpanj 2024. i porast od 14,20% u odnosu na kolovož 2023.

Prispijela neto plaća za kolovož 2024. iznosila je 1 113 miliona, što je porast od 0,5% u odnosu na srpanj 2024. i porast od 14,20% u odnosu na kolovož 2023.

Prispijela neto plaća za kolovož 2024. iznosila je 1 113 miliona, što je porast od 0,5% u odnosu na srpanj 2024. i porast od 14,20% u odnosu na kolovož 2023.

Prispijela neto plaća za kolovož 2024. iznosila je 1 113 miliona, što je porast od 0,5% u odnosu na srpanj 2024. i porast od 14,20% u odnosu na kolovož 2023.

Prispijela neto plaća za kolovož 2024. iznosila je 1 113 miliona, što je porast od 0,5% u odnosu na srpanj 2024. i porast od 14,20% u odnosu na kolovož 2023.

Prispijela neto plaća za kolovož 2024. iznosila je 1 113 miliona, što je porast od 0,5% u odnosu na srpanj 2024. i porast od 14,20% u odnosu na kolovož 2023.

Prispijela neto plaća za kolovož 2024. iznosila je 1 113 miliona, što je porast od 0,5% u odnosu na srpanj 2024. i porast od 14,20% u odnosu na kolovož 2023.

Prispijela neto plaća za kolovož 2024. iznosila je 1 113 miliona, što je porast od 0,5% u odnosu na srpanj 2024. i porast od 14,20% u odnosu na kolovož 2023.

Prispijela neto plaća za kolovož 2024. iznosila je 1 113 miliona, što je porast od 0,5% u odnosu na srpanj 2024. i porast od 14,20% u odnosu na kolovož 2023.

Prispijela neto plaća za kolovož 2024. iznosila je 1 113 miliona, što je porast od 0,5% u odnosu na srpanj 2024. i porast od 14,20% u odnosu na kolovož 2023.

Prispijela neto plaća za kolovož 2024. iznosila je 1 113 miliona, što je porast od 0,5% u odnosu na srpanj 2024. i porast od 14,20% u odnosu na kolovož 2023.

Prispijela neto plaća za kolovož 2024. iznosila je 1 113 miliona, što je porast od 0,5% u odnosu na srpanj 2024. i porast od 14,20% u odnosu na kolovož 2023.

Prispijela neto plaća za kolovož 2024. iznosila je 1 113 miliona, što je porast od 0,5% u odnosu na srpanj 2024. i porast od 14,20% u odnosu na kolovož 2023.

Prispijela neto plaća za kolovož 2024. iznosila je 1 113 miliona, što je porast od 0,5% u odnosu na srpanj 2024. i porast od 14,20% u odnosu na kolovož 2023.

Prispijela neto plaća za kolovož 2024. iznosila je 1 113 miliona, što je porast od 0,5% u odnosu na srpanj 2024. i porast od 14,20% u odnosu na kolovož 2023.

Prispijela neto plaća za kolovož 2024. iznosila je 1 113 miliona, što je porast od 0,5% u odnosu na srpanj 2024. i porast od 14,20% u odnosu na kolovož 2023.

Prispijela neto plaća za kolovož 2024. iznosila je 1 113 miliona, što je porast od 0,5% u odnosu na srpanj 2024. i porast od 14,20% u odnosu na kolovož 2023.

Prispijela neto plaća za kolovož 2024. iznosila je 1 113 miliona, što je porast od 0,5% u odnosu na srpanj 2024. i porast od 14,20% u odnosu na kolovož 2023.

Prispijela neto plaća za kolovož 2024. iznosila je 1 113 miliona, što je porast od 0,5% u odnosu na srpanj 2024. i porast od 14,20% u odnosu na kolovož 2023.

Prispijela neto plaća za kolovož 2024. iznosila je 1 113 miliona, što je porast od 0,5% u odnosu na srpanj 2024. i porast od 14,20% u odnosu na kolovož 2023.

Prispijela neto plaća za kolovož 2024. iznosila je 1 113 miliona, što je porast od 0,5% u odnosu na srpanj 2024. i porast od 14,20% u odnosu na kolovož 2023.

Prispijela neto plaća za kolovož 2024. iznosila je 1 113 miliona, što je porast od 0,5% u odnosu na srpanj 2024. i porast od 14,20% u odnosu na kolovož 2023.

Prispijela neto plaća za kolovož 2024. iznosila je 1 113 miliona, što je porast od 0,5% u odnosu na srpanj 2024. i porast od 14,20% u odnosu na kolovož 2023.

Prispijela neto plaća za kolovož 2024. iznosila je 1 113 miliona, što je porast od 0,5% u odnosu na srpanj 2024. i porast od 14,20% u odnosu na kolovož 2023.


First releases in the fields of *Earnings, Employment and unemployment, Tourism, Construction, Service activities, Transport, Vital statistics, Retail trade and National accounts*, and first releases related to the COVID-19 pandemic in the City of Zagreb.

Census of Population, Households and Dwellings 2021 - statistical survey conducted once every 10 years.

Statistical Atlas of City Districts of the City of Zagreb - provides up-to-date data on city districts in the form of interactive indicators, charts and maps. Available on the website of the City of Zagreb.

More information available on website:

[www.zagreb.hr/statistika/30](http://www.zagreb.hr/statistika/30)



00

01

02

03

04

05

06

07



**CITY OF ZAGREB**  
CITY OFFICE FOR ECONOMY,  
ENVIRONMENTAL  
SUSTAINABILITY AND  
STRATEGIC PLANNING